


KS2 Results 2017



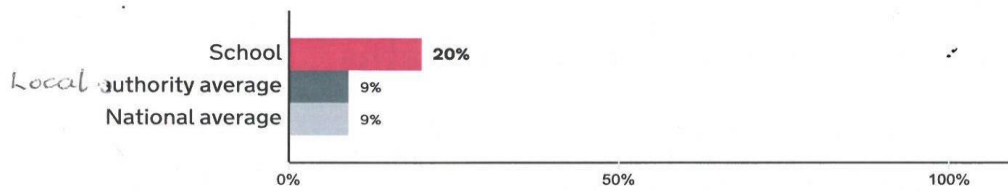
Reading, writing and maths combined

Percentage of pupils achieving the expected standard.



Percentage of pupils achieving the higher standard


Number of pupils = 10



Average scaled score in:


Reading

Number of pupils = 10



Maths

Number of pupils = 10



Average Progress

Reading +0.78 (confidence interval -3.07 to +4.64)

Writing +0.33 (confidence interval -3.42 to +4.08)

Maths -0.59 (confidence interval -4.08 to +2.89)